

Menu



Coronavirus Disease 2019 (COVID-19)

Updated July 26, 2021

As the delta variant spreads, the State Health Officer urges all Mississippians 12 and older to be vaccinated.

Those 65 and older or with a chronic medical condition should avoid large indoor gatherings, and anyone who is unvaccinated should wear a mask when indoors in public. [Details »](#)

Vaccination, Safety and Testing

Stopping the spread →

- ▶ [Vaccinations](#)
- ▶ [Getting tested](#)
- ▶ [Personal protection](#)
- ▶ [Business and community](#)
- ▶ [Long-term care facilities](#)

[ALL GUIDANCE](#)

Current Cases and Statistics

County and state data →

- ▶ [Latest update](#)
- ▶ [Data reports](#)
- ▶ [Charts and maps](#)
- ▶ [Hospitalizations](#)
- ▶ [Lab testing](#)

[ALL STATISTICS](#)

Healthcare Professionals

Guidance and more →

- ▶ [Healthcare guidance](#)
- ▶ [Electronic reporting](#)
- ▶ [Vaccine providers](#)

- ▶ [Facilities guidance](#)
- ▶ [MS-HAN Alerts](#)

[ALL HEALTHCARE](#)

- ▶ **NEW:** [MSDH Guidance for Restaurants and Other Workplaces](#)

General Information

- ▶ Mississippi COVID-19 Hotline (7 days a week, 7 a.m.–7 p.m.): **877-978-6453**
- ▶ Homebound persons: For assistance with COVID-19 vaccination, send e-mail to COVIDHomebound@msdh.ms.gov
- ▶ [COVID-19 overview, questions and answers, and resources in other languages](#)

COVID-19 in Mississippi

New Cases and Deaths as of July 25

NEW CASES

3,608

New COVID-19 positive test results reported to MSDH for the three-day period July 23 through July 25 as of 3 p.m. yesterday.

TOTAL MISSISSIPPI CASES

336,788

- ▶ [Totals by county](#)

NEW DEATHS

6

New COVID-19 related deaths identified by MSDH for the three-day period July 23 through July 25 as of 3 p.m. yesterday.

Two deaths occurred between July 21 and July 22 in the counties below:

- ▶ [County list](#)

Four deaths occurred between June 8 and July 17, identified from death certificate reports.

- ▶ [County list](#)

TOTAL MISSISSIPPI DEATHS

7,508

▶ [Totals by county](#)

LTC OUTBREAKS

72

Current outbreaks in long-term care (LTC) facilities only. (See [LTC facility outbreak definition](#).)

▶ [LTC cases by county](#)

About our case counts: We currently update our case totals each weekday based on test results reported to MSDH from the previous day (or weekend). Multiple positive tests for the same individual are counted only once. County case numbers and deaths may change as investigation finds new or additional information.

COVID-19 Data Reports

▶ [Variants](#) PDF

Cases of COVID-19 variants, including variants of concern, by county, determined from a sampling of COVID-19 cases since January 2021. Updated weekly

▶ [Vaccinations](#)

COVID-19 vaccinations administered in Mississippi, as reported to MSDH by vaccination providers

▶ [Deaths by cause](#)

Deaths from COVID-19 pneumonia/influenza, and heart disease; updated weekly

▶ [Long-term care facilities](#)

LTC and residential care facility cases and deaths reported to MSDH by facilities

▶ [Nursing homes](#)

Ongoing outbreaks and other data from the Centers for Medicare and Medicaid (CMS)

▶ [Schools 2020-2021](#)

Weekly COVID-19 cases, outbreaks and exposure reported by Mississippi K-12 schools through May 2021.

▶ [County totals](#)

Total COVID-19 cases and deaths by county, race and ethnicity; updated weekdays

▶ [County snapshots](#)

Weekly COVID-19 summaries for each Mississippi county

▶ [Counties by incidence](#)

Counties ranked by weekly cases and incidence

▶ [Laboratory testing](#)

Totals by test type from all Mississippi testing providers

Cumulative Cases and Deaths by County

Totals of all reported COVID-19 cases, including those in long-term care (LTC) facilities.

The numbers in this table are provisional. County case and deaths totals may change as investigation finds new or additional information.

County	Total Cases	Total Deaths	Total LTC Facility Cases	Total LTC Facility Deaths
Adams	3363	87	83	17
Alcorn	3460	74	130	20
Amite	1352	43	57	9
Attala	2227	73	178	36
Benton	1057	25	46	10
Bolivar	4921	134	236	33
Calhoun	1784	32	36	6
Carroll	1254	31	51	10
Chickasaw	2170	60	60	15
Choctaw	817	19	2	0
Claiborne	1047	31	45	9
Clarke	1832	80	123	31
Clay	1937	54	39	5
Coahoma	3105	85	129	12
Copiah	3183	67	86	11
Covington	2865	83	139	39
De Soto	23026	280	113	24
Forrest	8357	157	247	53
Franklin	862	23	40	4
George	2650	51	59	8
Greene	1368	34	53	6
Grenada	2673	88	154	32
Hancock	4152	88	69	14
Harrison	19932	327	493	72
Hinds	23268	438	810	132
Holmes	1971	74	104	20
Humphreys	996	33	34	9
Issaquena	172	6	0	0
Itawamba	3118	80	135	24
Jackson	14595	251	243	35
Jasper	2272	48	44	2
Total	336,788	7,508	10,585	1,994

County	Total Cases	Total Deaths	Total LTC Facility Cases	Total LTC Facility Deaths
Jefferson	699	28	41	7
Jefferson Davis	1141	34	9	1
Jones	8835	169	223	42
Kemper	1012	29	44	9
Lafayette	6485	124	187	55
Lamar	6817	88	53	12
Lauderdale	7662	243	449	101
Lawrence	1396	26	27	2
Leake	2807	75	92	16
Lee	10533	179	222	42
Leflore	3582	125	236	52
Lincoln	4131	115	198	40
Lowndes	6885	150	258	63
Madison	10787	227	392	70
Marion	2812	80	158	24
Marshall	4665	106	65	15
Monroe	4277	137	190	55
Montgomery	1312	44	54	9
Neshoba	4216	180	207	59
Newton	2583	64	87	15
Noxubee	1328	35	35	6
Oktibbeha	4827	98	222	36
Panola	4736	112	104	15
Pearl River	5009	150	194	39
Perry	1321	38	22	8
Pike	3592	112	135	37
Pontotoc	4423	73	86	13
Prentiss	2943	63	99	15
Quitman	842	19	0	0
Rankin	15058	289	422	62
Scott	3355	75	115	18
Sharkey	515	18	45	8
Total	336,788	7,508	10,585	1,994

County	Total Cases	Total Deaths	Total LTC Facility Cases	Total LTC Facility Deaths
Simpson	3181	90	158	20
Smith	1772	35	68	8
Stone	2156	37	85	14
Sunflower	3446	93	123	20
Tallahatchie	1824	42	50	7
Tate	3509	88	80	19
Tippah	3004	68	119	13
Tishomingo	2375	70	102	27
Tunica	1131	27	18	2
Union	4283	79	131	23
Walthall	1434	48	69	13
Warren	4681	127	168	37
Washington	5547	139	190	39
Wayne	2730	43	70	11
Webster	1184	32	61	12
Wilkinson	759	32	25	5
Winston	2359	84	130	39
Yalobusha	1700	40	82	22
Yazoo	3341	73	147	19
Total	336,788	7,508	10,585	1,994

Case Classifications

Mississippi investigates and reports both probable and confirmed cases and deaths according to the [CSTE case definition](#).

	Confirmed	Probable	Total
Cases	205,155	131,633	336,788
Deaths	5,180	2,328	7,508

Confirmed cases and deaths are generally determined by positive PCR tests, which detect the presence of ongoing coronavirus infection.

Probable cases are those who test positive by other testing methods such as antibody or antigen, and have recent symptoms consistent with COVID-19, indicating a recent infection.

Probable deaths are those individuals with a designation of COVID-19 as a cause of death on the death certificate, but where no confirmatory testing was performed.

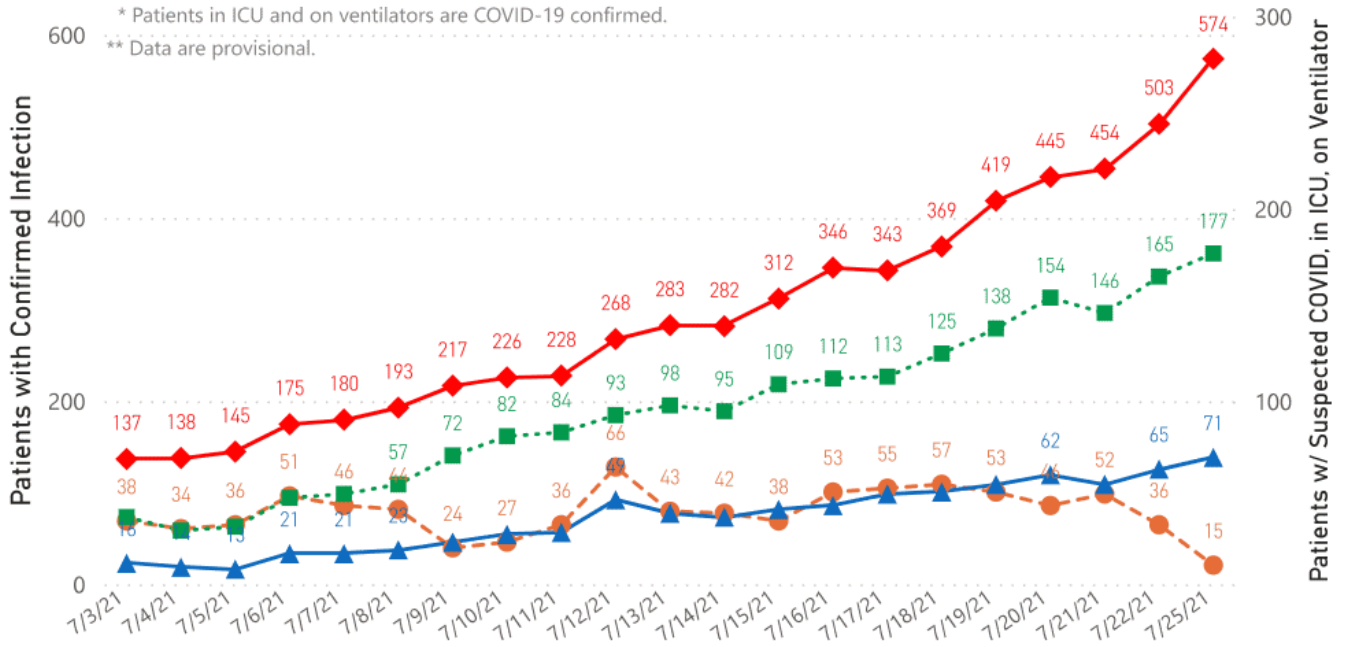
Hospitalizations and Bed Availability

[View interactive hospitalization charts](#)

COVID-19 Hospitalizations Reported by MS Hospitals, 7/5/21 - 7/25/21 *,**

◆ Patients with Confirmed Infection ● Patients with Suspected Infection ■ Patients in an ICU ▲ Patients on Ventilators

* Patients in ICU and on ventilators are COVID-19 confirmed.
 ** Data are provisional.



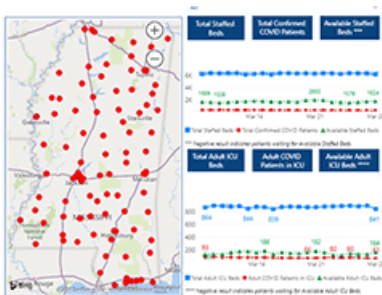
Hospitalization Trend to Date

Updated weekly



Hospital Bed Availability

Updated weekdays (interactive)



Case and Incidence Maps

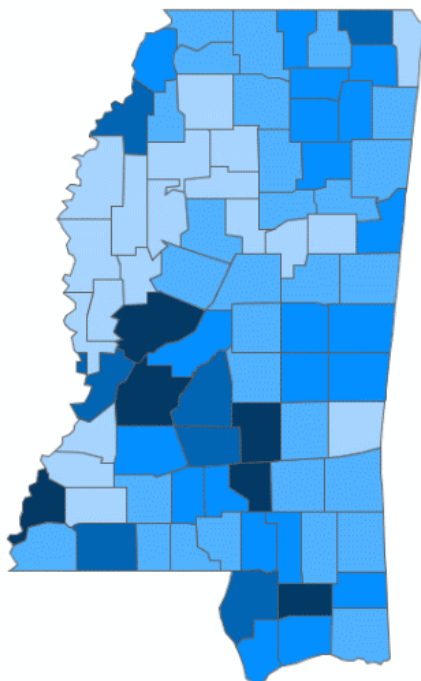
[View all interactive maps](#)

Recent COVID-19 Activity

Updated weekly

The chart below shows counties according to COVID-19 incidence (cases by population) over the last two weeks. Also see [weekly county incidence tables](#)

Mississippi COVID-19 Two-Week Cases* Incidence Rate** over 6/29/21 - 7/12/21



● <60 ● 60 to 120 ● 120 to 180 ● 180 to 240 ● >240

Mississippi

Two-Week
New Cases*

4408

Total Cases* through
7/12/21

326,559

Two-Week Cases* Incidence
Rate Per 100,000

148.1

Percent Change

1.4%

County	Two-Week New Cases	Two-Week Cases Rate Per 100,000	Cases to Date	Percent Change
SMITH	63	395.8	1,723	4.0%
STONE	67	365.4	1,986	3.0%
ADAMS	108	351.9	3,256	3.0%
HINDS	796	343.3	21,848	4.0%
COVINGTON	59	316.6	2,748	2.0%
YAZOO	83	279.6	3,240	3.0%
PEARL RIVER	127	228.7	4,780	3.0%
SIMPSON	59	221.3	3,077	2.0%

* Cases based on **Event Date**. Event date is date of onset, date of collection, or date of report to MSDH; updated as cases are investigated.

** Rate calculation is based on cumulative cases of past two weeks per 100,000 population.

Cumulative COVID-19 Cases

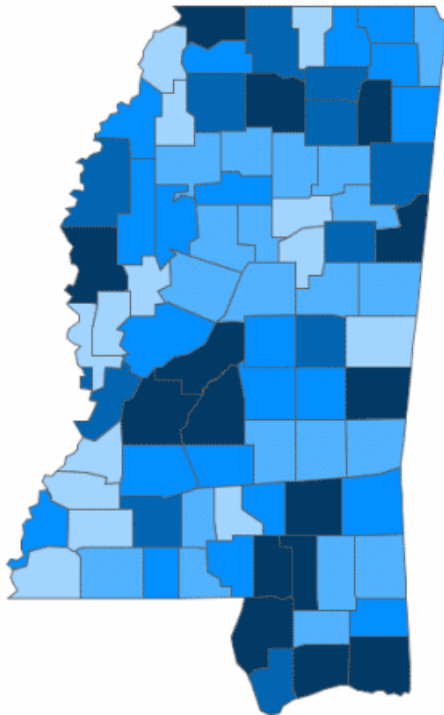
Total cases and deaths by county since the start of the pandemic. Also see [weekly estimate of recoveries](#)

Mississippi COVID-19
Cases and Deaths by Race with Ethnicity
as of 3 pm CT, July 25, 2021

Mississippi

Total Cases

336,788



● 1 to 1250 ● 1251 to 2500 ● 2501 to 3750 ● 3751 to 5000 ● >5000

	American Indian or Alaska Native	Asian	Black	White	Other	Unknown
Non Hispanic	1,276	1,282	92,583	132,694	3,369	2,789
Hispanic	67	45	484	2,168	3,955	801
Unknown Ethnicity	1,026	354	18,221	28,364	7,725	39,585

Total Deaths

7,508

	American Indian or Alaska Native	Asian	Black	White	Other	Unknown
Non Hispanic	93	14	2,593	3,464	46	19
Hispanic	1	1	9	33	25	2
Unknown Ethnicity	25	7	369	575	70	162

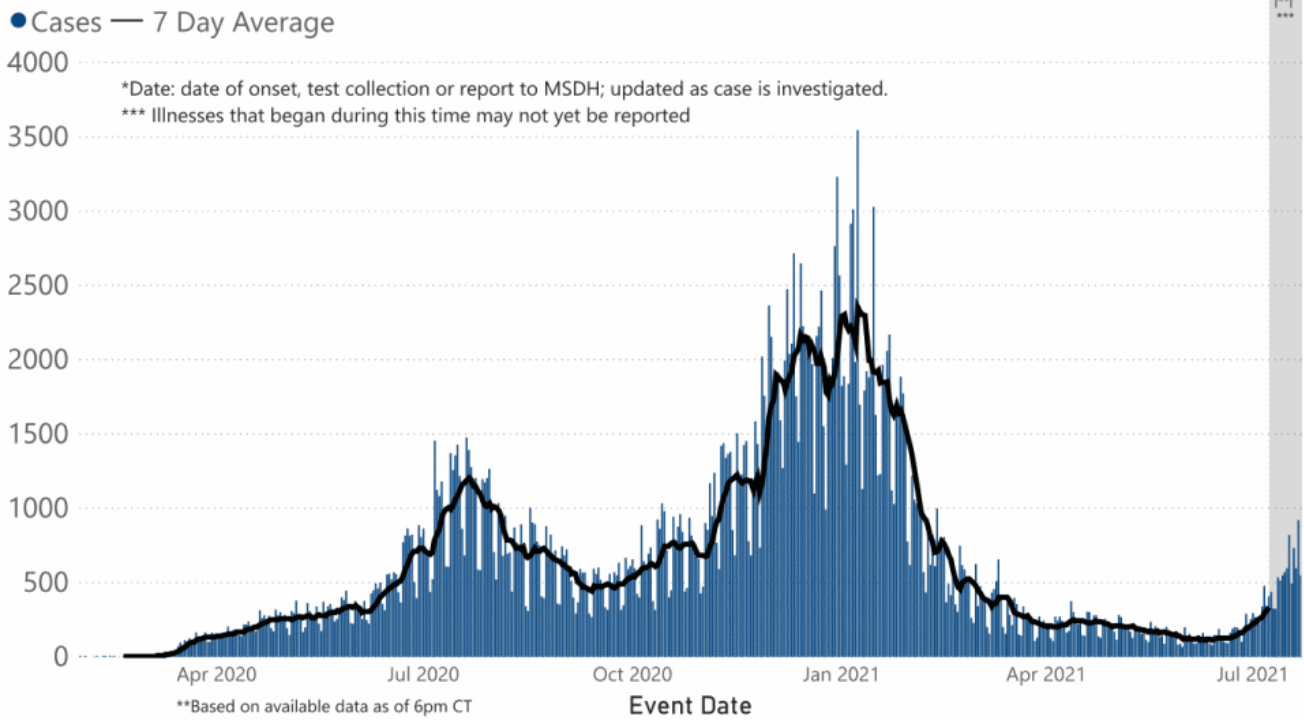
Daily Statewide Data Charts

Updated Tuesday-Friday. Our state case map and other data charts are also available in interactive form.

▶ [View interactive epidemiological and surveillance charts](#)

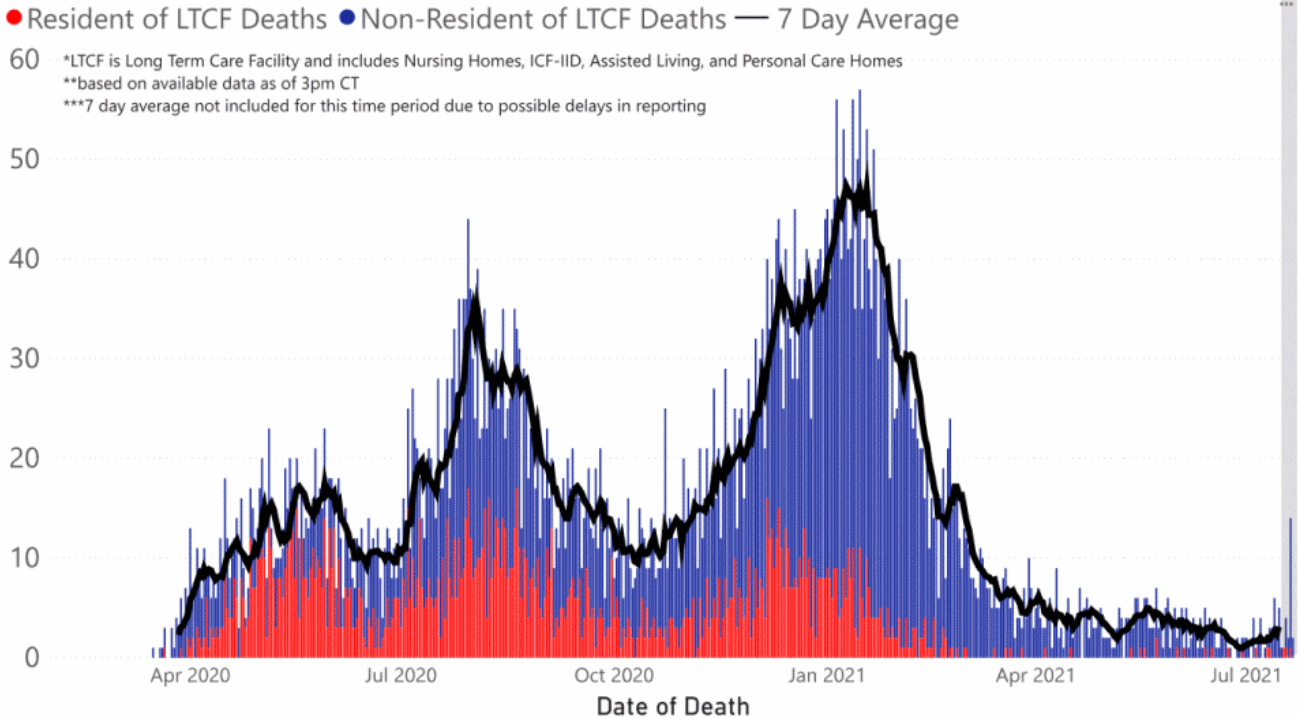
The charts below are based on available data at the time of publication. Charts do **not** include cases where insufficient details of the case are known.

COVID-19 Cases by Date* through July 22, 2021**, Mississippi



Note: Values up to two weeks in the past on the chart of Cases by Date above can change as we update it with new information from disease investigation.

COVID-19 LTCF* and Non-LTCF Deaths by Date of Death through July 22, 2021**, Mississippi



Weekly Statewide Data Charts

Includes:

- Cases, deaths and hospitalizations, analyzed by age, race/ethnicity, gender and other factors

- MIS-C cases and deaths
- Counties with high COVID-19 cases and incidence
- Syndromic surveillance

▶ [All weekly charts](#)

Estimated Recoveries

Presumed COVID-19 cases recovered, estimated weekly (does not include cases still under investigation).

COVID-19 Presumed Recovered Cases through July 19, 2021, Mississippi

315,209
Presumed Recovered*

*Reflects Provisional Estimates. Presumed Recovered if:

- 1) It has been 14 days or more since the case tested positive, if they were not hospitalized
- 2) It has been 21 days or more since the case tested positive, if they were hospitalized or hospitalization was unknown.

All deaths excluded. Presumed recovered counts will be updated weekly.

U.S. and World Cases

- ▶ [COVID-19 cases in the United States \(CDC\)](#)
- ▶ [U.S. COVID-19 Tracker \(CDC\)](#)
- ▶ [COVID-19 Global Case Map \(Johns Hopkins University\)](#)

Prevention and Guidance for Individuals and the Community

- ▶ [Preventive steps to take, recommendations, guidance and general information on COVID-19](#)

Last reviewed on Mar 5,
2020

[error on this](#)

[email page](#)

[print](#)

Related resources

- ▶ [Free COVID-19 Testing and Local Testing Providers](#)
- ▶ [COVID-19 Guidance and Prevention for Individuals and the Community](#)

More topics

- ▶ [\[Espanol, Tieng Viet, ASL \]](#)
- ▶ [County COVID-19 Data](#)
- ▶ [COVID-19 Data Reports](#)
- ▶ [Handouts and Posters](#)
- ▶ [Healthcare Professionals](#)
- ▶ [Interactive Maps and Charts](#)
- ▶ [Prevention and Safety Guidance](#)
- ▶ [School Cases and Outbreaks](#)
- ▶ [Testing for COVID-19](#)
- ▶ [Vaccination Against COVID-19](#)

Get COVID-19 e-mail updates daily with our free newsletter:



COVID-19

Adopt-a-School

- Vaccination providers can support schools
- Schools can work with providers for on-site vaccinations

FULL INFORMATION

AGENCY

- [About Us](#)
- [Administration](#)
- [Board of Health](#)
- [County Offices](#)
- [Institutional Review](#)
- [Jobs](#)
- [Locations](#)
- [Public Health Laboratory](#)
- [RFPs/Grants](#)

More »

- [Intranet](#)
- [OHIT+ER Service Center](#)
- [Webmail](#)

INFORMATION

- [Apps](#)
- [Calendar of Events](#)
- [Contact Us](#)

Meetings
Health Resources
Hotlines
Locations
News
Newsletter
Phone Numbers
Español

I NEED A ...

Birth Certificate
Certificate of Need
Children's Health Insurance
Complaint Form
Criminal History Check
Death Certificate
Divorce Record
Food Permit
Immunization Record
J-1 Visa
License Verification
Marriage Record
Professional License
Public Records Request
Wastewater Application

PUBLICATIONS

Annual Report
CON Weekly Reports
Health Facilities Directory
Mississippi Morbidity Reports
Public Health Report
State Health Plan
Strategic Plan

More »

Mississippi State Department of Health • 570 East Woodrow Wilson Dr • Jackson, MS 39216 • 866-HLTHY4U • Contact and information

